

AERO / SANDIA - SWITCHES/RELAYS

AERO SAFETY SYSTEMS AH500 CENTRAL WARNING PANEL (4X4)



The AH500 combines flight, engine and aircraft configuration data to generate voice and visual alerts. The unit is programmed to warn off against switched, analog and EFIS data inputs based on the switched state, value threshold or combinations of inputs to generate envelope alarms. Envelope alerts could include oil pressure profiles, speed/ configuration envelopes, gear not down and oxygen alerts. Data is gathered from directly connected switches and analog inputs as well as being able to take flight and engine data from Electronic Flight Information Systems (EFIS) and Engine Monitors when available via serial buses. Alerts are mapped to custom voice and/or sunlight readable and auto dimming captions with integration to a remote Master Caution, Master Warning, and alert acknowledgment switch.....P/N 11-15372

AERO SAFETY SYSTEMS AH501 MASTER CAUTION / MASTER WARNING SWITCH




The AH501 is combined Master Warning and Master Caution annunciator and combined with a high quality snap action alert acknowledgement switch. The AH501 allows the pilot to quickly recognize, acknowledge and mute new alerts and is ideally positioned directly in front of the pilot, just below the coaming for bringing alerts to your attention while keeping your head up.

The unit can be wired as a remote Master Caution and Master Warning Annunciator for common EFIS systems such as the Garmin G3X and Dynon. When combined with the Aero Safety Systems AH500 or AH502SD Central Warning Panel annunciators, it functions as a consolidating Master Caution/ Master Warning indicator and new alert acknowledge/voice mute switch as well as providing automatic dimming for night operation.

12/14VP/N 11-15373
24/28VP/N 11-16753

AERO SAFETY SYSTEMS AH502SD CENTRAL WARNING PANEL



The AH502sd combines flight, engine and aircraft configuration data to generate voice and visual alerts. The unit is programmed to warn off against switched, analog and EFIS data inputs based on the switched state, value threshold or combinations of inputs to generate envelope alarms. Alerts are mapped to custom voice and/or sunlight readable and auto dimming captions with integration to a remote Master Caution, Master Warning and alert acknowledgment switch. The front mounted SD card allows for easy adjustment of programming and voice files.....P/N 11-15374

SANDIA SRU MODULE ENCLOSURES



The **SRU 1** is a single card enclosure which accepts any MARC70 interface module. The SRU 1 is ideally suited for installations where only one MARC70 card is required or where there is limited real estate for

mounting the larger enclosures. The SRU 1 can be mounted in any axis and either inside or outside the pressure vessel.

SRU 1.....P/N 11-11325

The **SRU 5** is a multi-card enclosure that accepts up to five MARC70 interface modules. The SRU 5 can be mounted either inside or outside the pressure vessel. When less than five interface modules are used with the SRU 5, cover plates are placed over the unused card slots. If additional cards are required at a later date, the cover plates can be removed and the appropriate interface card installed. When installing the SRU 5 ample room should be allowed for both connector clearance and for inserting and removing the interface modules. The SRU 5 as well as the interface modules can be mounted in any axis.

SRU 5.....P/N 11-11326

SRU5-1.....P/N 11-11327

The **SRU 10** is multi-card enclosure that accepts up to ten MARC70 interface modules. It is ideally suited for installations that will require more than five interface modules. As with the SRU 5, unused slots are covered with cover plates included in the installation kit. These extra slots can be used on future installations, eliminating the need for additional mechanical engineering and approval. The SRU 10 can be installed either inside or outside the aircraft's pressure vessel. For installation flexibility, the SRU 10 and the installed interface modules can be mounted in any axis. Ample room should be allowed for both the connector and for inserting and removing the interface modules.

SRU 10.....P/N 11-11328

SANDIA SA 3 REGULATOR INCANDESCENT DIMMING MODULE




Regulator/Dimming Board. Provides .5 amps of annunciator drive for lighting display annunciator. Will provide 1 amp short term for test purposes. Switchable between bright and dim with both modes field adjustableP/N 11-11314

SANDIA SA 3L REGULATOR LED DIMMING MODULE



Regulator/Dimming Board. Provides 0.5 amps of annunciator drive for lighting LED annunciators. Will provide 1 amp short term for test purposes. Switchable between bright and dim with both modes field adjustableP/N 11-11315

SANDIA SA 15 SIGNAL INVERTER MODULE



Inverter Board converts a High to a Low or a Low to a High to provide common annunciator power. 14 inverter outputsP/N 11-11317

SANDIA SA 24 DIODE ISOLATION MODULE




Diode Isolation Module. Provides 23 lines of diode ground in - ground out isolation. Internal FET allows simultaneous test of all lines to ground. Requires 28 Vdc for test.....P/N 11-11318

SANDIA SR 263 DUAL 6 POLE RELAY MODULE



Two, six pole nitrogen filled relays. Can be activated simultaneously or individually
P/N 11-11319

SANDIA SR 623 SIX 2 POLE RELAY MODULE



This SR 623 has a total of six, two pole relays in nitrogen filled metal cases.
P/N 11-11321

SANDIA SR 34-1 12 POLE SWITCHING MODULE



The SR34 uses three, four-pole sealed relays to provide a total of 12 lines of signal level switching.
P/N 11-11322

SANDIA SR 54-1 20 POLE RELAY SWITCHING UNIT



The SR54 switching is ideally suited for GPS and other Long Range Navigation Systems that share an HSI/CDI with a VOR/LOC receiver. The twenty poles of switching allow all resolver and steering lines to be switched simultaneously. And the built-in reversionary switching circuitry to ensure VOR/LOC steering is always displayed on the indicator should power be lost or if an ILS frequency is selected in the NAV receiver.....P/N 11-11323

SANDIA SR 64-1 24 POLE RELAY SWITCHING UNIT



The SR64 has six, four-pole relays to provide a total of 24 lines of switching. This multi-purpose switching unit has its relays arranged in a group of four (16 poles) and two single relays (4 poles each).
P/N 11-11324

SANDIA AIS RELAY SWITCHING UNITS



A general purpose Avionics units. Operates on 28Vdc; PMA'd NSN 5999-01-544-0513.
24 Pole.....P/N 11-11313
20 Pole.....P/N 11-11302

SANDIA ST 26 TACH GENERATOR ADAPTER



The ST 26 is a Tach Generator Adapter that converts sinusoidal, 26vac - 400hz output of the Turbine Engine Tach Generators to a digital signal. This TSO approved adapter can be used for aircraft instrument displays or for other control - data collection systems. The ST 26 is approved to work with the most common aircraft tachometers models.
P/N 11-11331

AV