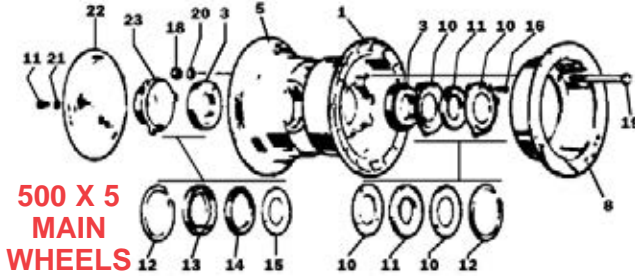
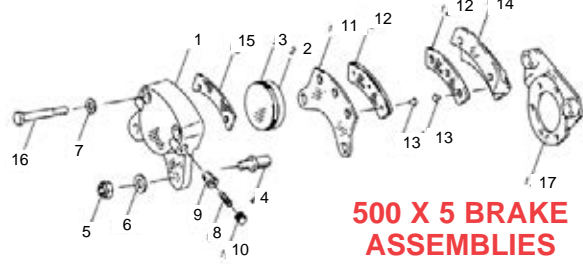


# WHEELS & BRAKES

## FAA-APPROVED CLEVELAND WHEELS & BRAKES



**500 X 5  
MAIN  
WHEELS**

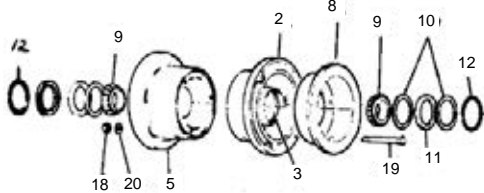


**500 X 5 BRAKE  
ASSEMBLIES**

Fig	Cleveland P/N	Part No.	Description	Assembly Number	Qty. Per Assembly						Price Each		
					40-12	40-12A	40-12B	40-19	40-19A	40-19B		40-78	40-78A
1	161-5	161-00500	Inner Wheel Half Assy.	1	1	1						---	
	161-03100	161-03100	Inner Wheel Half Assy.								1	---	
	161-04100	161-04100	Inner Wheel Half Assy.								1	---	
3	08231	214-00300	Cup-Bearing	1	1	1	1	1	1	1	1	---	
5	162-00500	162-00500	Outer Wheel Half Assy.	1	1	1						---	
	162-02800	162-02800	Outer Wheel Half Assy.								1	---	
	162-03900	162-03900	Outer Wheel Half Assy.								1	---	
3	08231	214-00300	Cup-Bearing	1	1	1	1	1	1	1	1	---	
*	217-00100	217-00100	Grommet								1	1	---
*	101-07200	101-07200	"O" Ring	1	1	1							---
8	164-00400	164-00400	Brake Disc Assy.	1	1	1	1	1	1	1		---	
	164-17	164-01700	Brake Disc Assy.								1	1	---
*	08125	214-00400	Cone-Bearing	2	2	2	2	2	2	2	2	2	---
19	AN4-31A	103-10800	Bolt	3	3	3	3	3	3	3			---
	AN4-22A	103-10500	Bolt								3	3	---
20	AN960-416	095-10400	Washer		6	6	6	6	6	6	3	3	---
18	AN365-428A	094-10300	Nut	3	3	3	3	3	3	3	3	3	---
10	153-00800	153-00800	Ring-Grease Seal	2	2	4	2	4	2	4	4	4	---
12	155-00200	155-00200	Ring-Snap	2	2	2	2	2	2	2	2	2	---
11	154-00600	154-00600	Felt-Grease Seal	1	1	2	1	1	2	2	2	2	---
23	158-00500	158-00500	Cap-Hub	1	1		1	1					---
17	102-25100	102-25100	Screw	1	1	1	1	1	1	1			---
21	095-15400	095-15400	Washer-Lock	1	1		1	1					---
22	157-00500	157-00500	Shield-Dust	1			1						---

**MODEL NO. 05-13459** wheel with brake disc and 1-1/4" dia. bearings as used on Cessna 150.....P/N 05-13459

**MODEL NO. 40-78B**.....P/N 40-78B



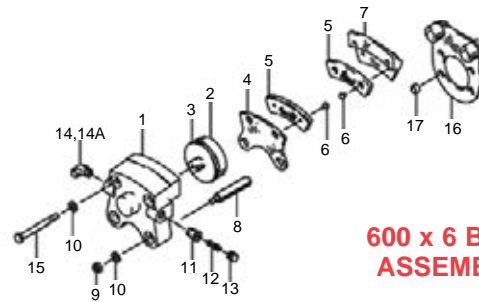
**600 X 6 MAIN WHEELS**

FIG	Cleveland P/N	Part Number	Description	Assembly Number	Qty. Per Assembly					Price Ea.		
					40-97	40-97A	40-97B	40-97C	40-97D		40-99	
2	161-03000	161-03000	Inner Wheel Half Assy.	1	1	1	1	1	1	1	---	
	161-02100	161-02100	Inner Wheel Half Assy.								1	---
3	13836	214-00100	Cup-Bearing	1	1	1	1	1	1	1	---	
5	162-02700	162-02700	Outer Wheel Half Assy.	1	1	1	1	1			---	
	162-01900	162-01900	Outer Wheel Half Assy.								1	---
	13836	214-00100	Cup-Bearing	1	1	1	1	1	1	1	---	
8	164-26A	164-02601	Brake Disc Assy.	1	1	1	1	1	1	1	---	
	164-02800	164-02800	Brake Disc Assy.								1	---
9	214-00200	214-00200	Cone-Bearing	2	2	2	2	2	2	2	---	
19	AN5-35A	103-20400	Bolt	3	3	3	3	3	3		---	
	AN4-37A	103-11200	Bolt								6	---
20	AN960-516	095-10500	Washer	3	3	3	3	3	3		---	
	AN960-416L	095-10200	Washer								6	---
18	AN365-524A	094-10400	Nut	3	3	3	3	3	3		---	
	AN365-428A	094-10300	Nut								6	---
10	153-00400	153-00400	Ring-Grease Seal	2	2	2	2	2	2		---	
	153-00300	153-00300	Ring-Grease Seal	1	1	2	1	1	1		---	
	153-01500	153-01500	Ring-Grease Seal	1	1	2	1	1	1		---	
	158-00300	158-00300	Cap-Hub								1	---
11	154-00300	154-00300	Felt-Grease Seal	1	1		1	1	1	1	---	
	154-01300	154-01300	Felt-Grease Seal	1	1	2	1	1	1		---	
12	155-00100	155-00100	Ring Snap	2	2	2	2	2	2		---	
	154-12400	06-01778	Molded Grease Seal	1							---	
	154-12000	06-01782	Molded Grease Seal	1							---	

**MODEL NO. 40-97A** wheel with brake disc and 1.5" dia. bearings fits Cessna 172, 182.....P/N 40-97A

Fig	Cleveland P/N	Part No.	Description	Assembly Number	Qty. Per Assembly				Price Each		
					30-9	30-9A(2)	30-9C	30-9D		30181A	
	91-00702	06-01203	Cylinder Assembly	1				1	---		
	91-04800	06-01204	Cylinder Assembly			1	1		---		
	91-17401	06-01205	Cylinder Assembly						1	---	
1	61-00601	061-00601	Cylinder	1				1	1	---	
	61-03901	061-03901	Cylinder				1	1		---	
	92-00200	06-01206	Piston	1	1	1	1	1	1	---	
2	79-00300	062-00300	Piston	1	1	1	1	1	1	---	
3	101-02300	AN6227B-23	O-ring (MS28775-218)	1	1	1	1	1	1	---	
4	069-00400	069-00400	Anchor bolt	2	2	2	2	2	2	---	
5	94-10300	AN365-428A	Nut (MS21044-N4)	2	2	2	2	2	2	---	
6	95-10400	095-10400	Washer (AN960-4-16)	2	2	2	2	2	2	---	
7	95-10200	095-10200	Washer (AN960-416L)	2	2	2	2	2	2	---	
8	079-00300	079-00300	Screw-Bleeder	1	1	1	1	1	1	---	
9	081-00100	081-00100	Seat-Bleeder	1	1	1	1	1	1	---	
10	183-00100	183-00100	Cap-Bleeder	1	1	1	1	1	1	---	
	073-00300	073-00300	Pressure Plate Assy.	1	1	1	1	1	1	---	
11	063-00500	063-00500	Pressure Plate	1	1	1	1	1	1	---	
12	066-10600	066-10600	Lining	1	1	1	1	1	1	---	
13	15-00200	105-00200	Rivet	3	3	3	3	3	3	---	
	074-00200	074-00200	Back Plate Assembly	1	1	1	1	1	1	---	
14	064-00500	064-00500	Back Plate	1	1	1	1	1	1	---	
12	66-106	066-10600	Lining	1	1	1	1	1	1	---	
13	15-00200	105-00200	Rivet	3	3	3	3	3	3	---	
15	68-00401	06-01196	Shim							1	---
16	06-00011	103-12100	Bolt	2	2	2	2	2	2	---	
		103-11500	Bolt							2	---
17	075-00800	075-00800	Torque Plate Assembly	1	1	1	1	1	1	---	
	75-19300	06-01201	Torque Plate Assembly							1	---

**MODEL NO. 30-9** used with wheel 40-78..P/N 30-9



**600 X 6 BRAKE  
ASSEMBLIES**

FIG	Part No.	Cleveland No.	Description	Assembly No. & qty. per assembly				Price	
				30-56	30-56A	30-63	30-63A		30-63D
	091-02200	091-02200	Cylinder Assy.	--	--	1	1	1	---
1	061-01900	061-01900	Cylinder	1	1	1	1	1	---
2	062-01600	062-01600	Piston	1	1	1	1	1	---
3	101-05200	101-05200	"O" Ring	1	1	1	1	1	---
	073-01100	073-01100	Press. Plate Assy.	1	1	1	1	1	---
4	063-01200	063-01200	Plate-Press.	1	1	1	1	1	---
5	66-105	66-155	Lining	1	1	1	1	1	---
6	105-00200	105-00200	Rivet - Cleveland 9/32" Long	2	2	2	2	2	---
	074-01000	074-01000	Back Plate Assy.	1	1	1	1	1	---
7	064-01500	064-01500	Plate-Back	1	1	1	1	1	---
8	069-00400	069-00400	Bolt-Anchor	2	2	2	2	2	---
9	AN365-428A	094-10300	Nut	2	2	2	2	2	---
10	AN960-416L	095-10200	Washer	4	4	4	4	4	---
11	081-00100	081-00100	Seat-Bleeder	1	1	1	1	1	---
12	079-00300	079-00300	Screw Bleeder	1	1	1	1	1	---
13	183-00100	183-00100	Cap-Bleeder	1	1	1	1	1	---
14	AN823-4D	104-00500	Fitting Tube	1	1	--	--	--	---
15	AN4H-17A	103-11600	Bolt-Lock	2	2	2	2	2	---
16	075-03700	075-03700	Torque Plate Assy.	--	1	1	1	1	---
17	145-01000	145-01000	Bushing	2	--	2	2	2	---

**MODEL No. 30-63A** used w/wheel 40-97A...P/N 30-63A

**MODEL No. 30-52** Brake Assy.....P/N 30-52

**MODEL No. 30-52N** Brake Assy.....P/N 06-00106